
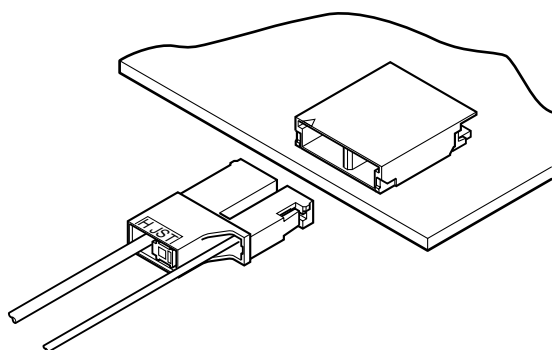


# BHT CONNECTOR

Disconnectable Crimp style connectors



**Low profile connectors with high withstanding voltage, designed for connecting liquid crystal display backlight lamps to their starters.**



## Features

### • High withstanding voltage

Conforming to IEC664-1 standards, the BHT connector is designed to have a enough electrical creep distances at the high-voltage side. Thus, compared to the conventional power supply connector for liquid crystal display backlight lamps, higher voltage is guaranteed.

### • Low profile

Only 2.8mm height.

### • Housing construction

Housing is of 2-piece construction, to prevent the contact for the higher voltage side from being exposed, while the lower voltage side is designed to be shorter for easy insertion of the contact even with thin wires.

## Specifications

- Current rating: 1.0A AC, DC (AWG #24)
  - Voltage rating: 1,500V AC, DC
  - Temperature range: -25°C to +85°C  
(including temperature rise in applying electrical current)
  - Contact resistance: Initial value/10m  $\Omega$  max.  
After environmental testing/20m  $\Omega$  max.
  - Insulation resistance: 1,000M  $\Omega$  min.
  - Withstanding voltage: 4,000V AC/minute
  - Applicable wire: AWG #28 to #24  
Insulation O.D./0.9 to 1.7mm
- \* RoHS compliant products are published.  
\* Refer to "General Instruction and Notice when using Terminals and Connectors" at the end of this catalog.  
\* Contact JST for details.

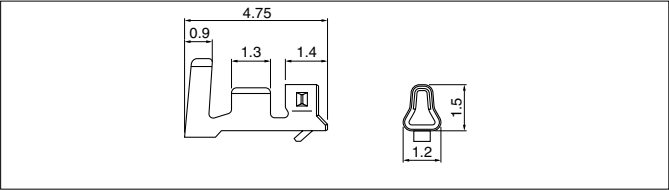
## Standards

Recognized E60389

Certified LR20812

# BHT CONNECTOR

## Contact

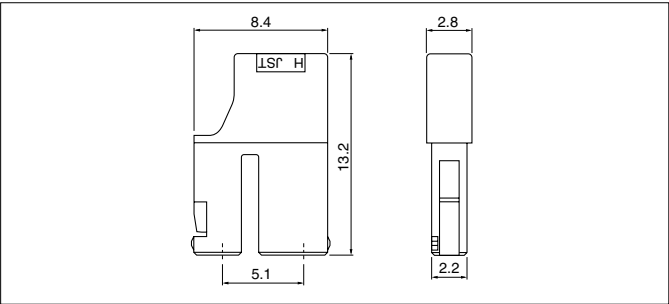


Model No.	Applicable wire			Q'ty / reel
	mm <sup>2</sup>	AWG #	Insulation O.D. (mm)	
<b>SBHT-002T-P0.5</b>	0.08 to 0.22	28 to 24	0.9 to 1.7	10,000

Material and Finish	
Copper alloy, tin-plated (reflow treatment)	

RoHS compliance

## Housing

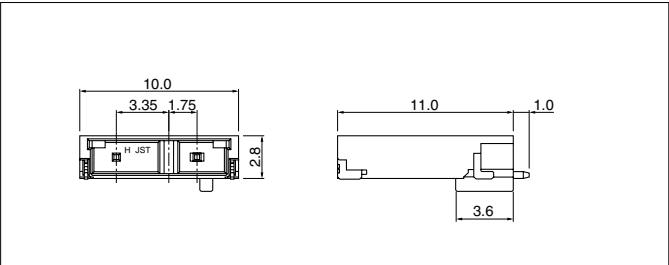


Circuits	Model No.	Q'ty / box
2	<b>BHTR-02VS</b>	1,000

Material	
PBT, UL94V-0, natural (white)	

RoHS compliance

## Shrouded header

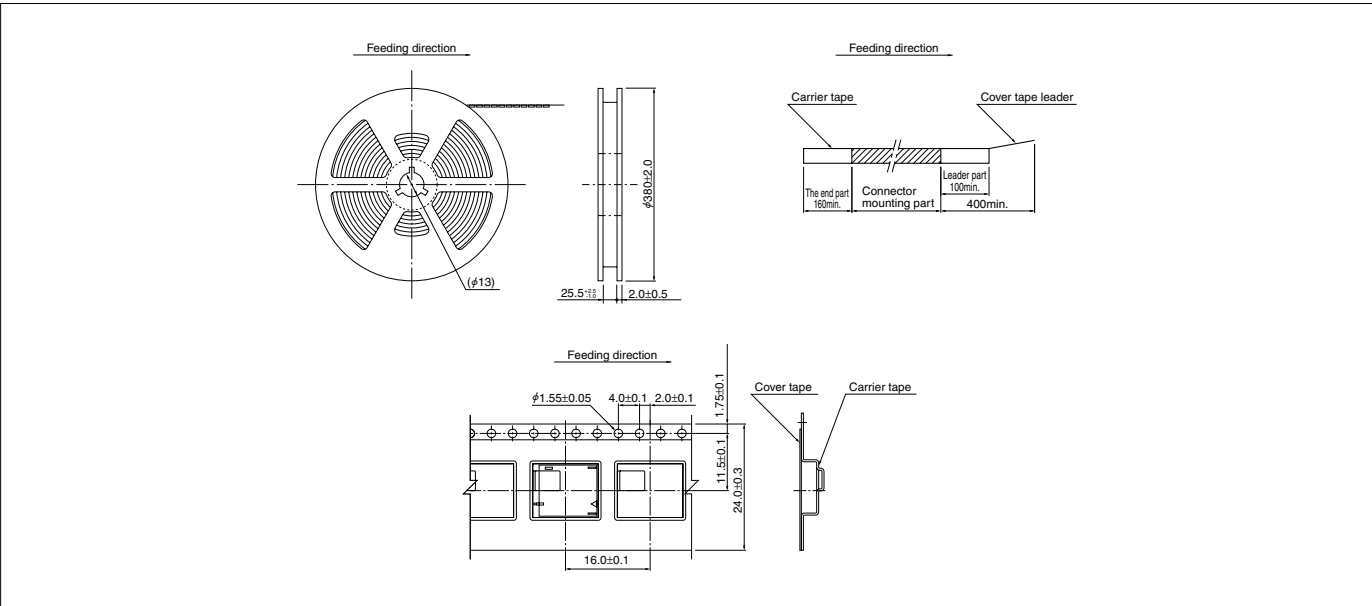


Circuits	Model No.	Q'ty / reel
2	<b>SM02B-BHTS-B-TB</b>	1,250

Material and Finish	
Post: Copper alloy, copper-undercoated, tin-plated (reflow treatment)	
Wafer : PA 6T, UL94V-0, natural (ivory)	
Solder tab: Copper alloy, copper-undercoated, tin-plated (reflow treatment)	

RoHS compliance This product displays (LF)(SN) on a label.  
Note: The products listed above are supplied on embossed tape.

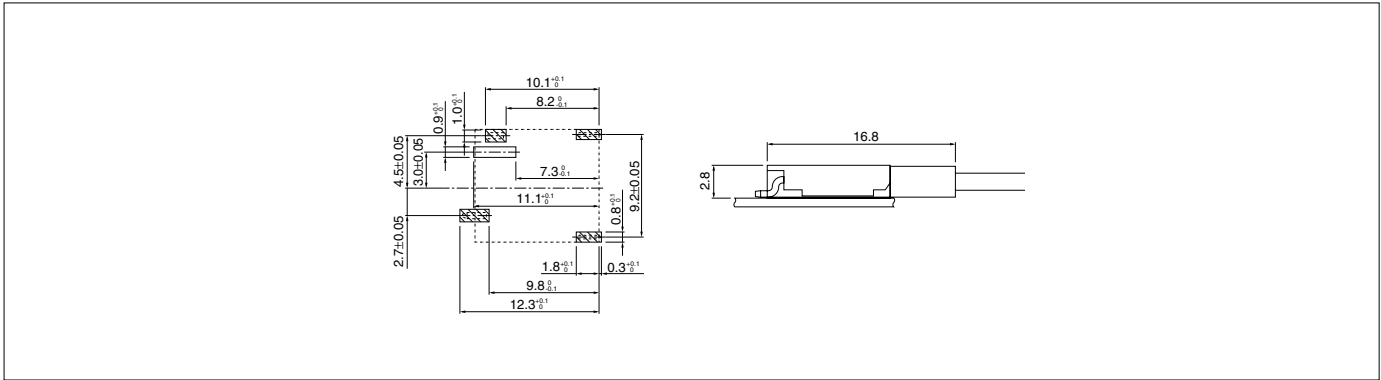
## Taping specifications



Note: 1. Conforms to JIS C0806. Tape width and tape connector recess dimensions depend the connector outer dimensions.  
2. Specifications are subject to change without prior notice.

# BHT CONNECTOR

## PC board layout (viewed from component side) and Assembly layout



**Note:**

1. Tolerances are non-cumulative:  $\pm 0.05\text{mm}$  for all centers.
2. The dimensions above should serve as a guideline. Contact JST for details.

## Crimping machine, Applicator

Contact	Crimping machine	Crimp applicator	Dies	Crimp applicator with dies
SBHT-002T-P0.5	AP-K2N	MKS-L	MK/SBHT-002-05	APLMK SBHT002-05
		-	-	-