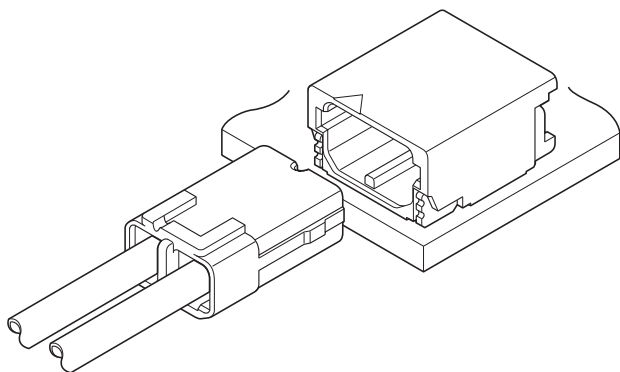




# SFH CONNECTOR

1.8mm pitch/Disconnectable Crimp style connectors



**This low profile type connector with height of 3.0mm is designed for connection to stroboscope flash and realized space saving.**

- Contact lance
- Countermeasure for inverse insertion and locking feature

## Specifications

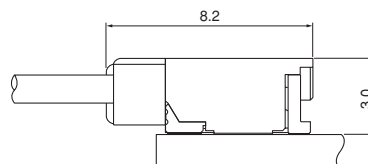
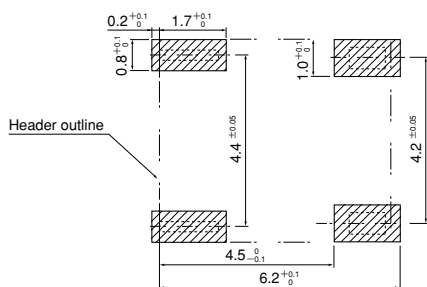
- Current rating: 4A AC, DC (AWG #22, #24)
- Voltage rating: 350V AC, DC
- Temperature range: -25°C to +85°C  
(including temperature rise in applying electrical current)
- Contact resistance: Initial value/10m Ω max.  
After environmental testing/20m Ω max.
- Insulation resistance: 1,000M Ω min.
- Withstanding voltage: 1,700V AC/minute
- Applicable wire: Conductor size/AWG #30 to #22  
Insulation O.D./0.7 to 1.3mm
- \* RoHS compliant products are published.
- \* Refer to "General Instruction and Notice when using Terminals and Connectors" at the end of this catalog.
- \* Contact JST for details.

## Standards

Recognized E60389

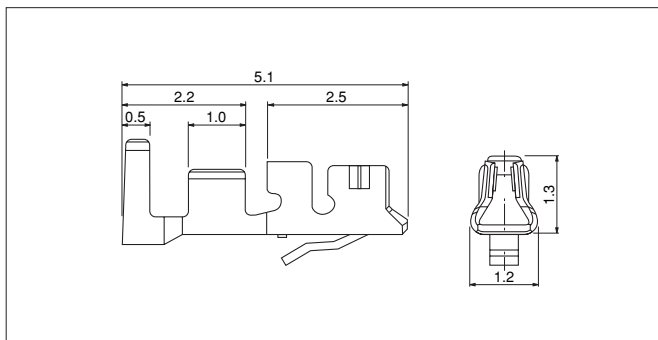
Certified LR20812

## PC board layout (viewed from component side) and Assembly layout



Note: 1. Tolerances are non-cumulative: ±0.05mm for all centers.  
2. The dimensions above should serve as a guideline. Contact JST for details.

## Contact



Model No.	Applicable wire			Q'ty / reel
	mm <sup>2</sup>	AWG#	Insulation O.D. (mm)	
SSFH-001T-P0.5	0.13~0.33	26~22	0.95~1.3	15,000
SSFH-002T-P0.5	0.05~0.13	30~26	0.7 ~1.25	15,000

### Material and Finish

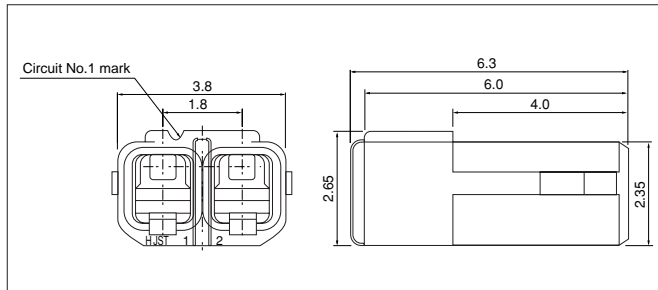
Copper alloy, tin-plated (reflow treatment)

### RoHS compliance

Contact	Crimping machine	Applicator		
		Crimp applicator	Dies	Crimp applicator with dies
SSFH-001T-P0.5	AP-K2N	MKS-L	MK/SSFH-001-05	APLMK SSFH001-05
		—	—	—
SSFH-002T-P0.5	AP-K2N	MKS-L	MK/SSFH-002-05	APLMK SSFH002-05
		—	—	—

# SFH CONNECTOR

## Housing



Circuits	Model No.	Q'ty / bag
2	<b>SFHR-02V-R</b>	1,000

### Material

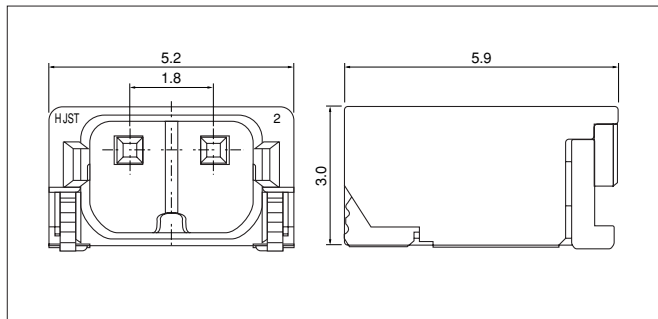
Thermoplastic resin, UL94V-0

### RoHS compliance

<For reference> As the color identification, the following alphabet shall be put in the underlined part. For availability, delivery and minimum order quantity, contact JST.

ex. **SFHR-02V-R**  
R...red  
L...lemon yellow

## Shrouded header



Circuits	Model No.	Q'ty / reel
2	<b>SM02B-SFHRS-TF</b>	2,000

### Material and Finish

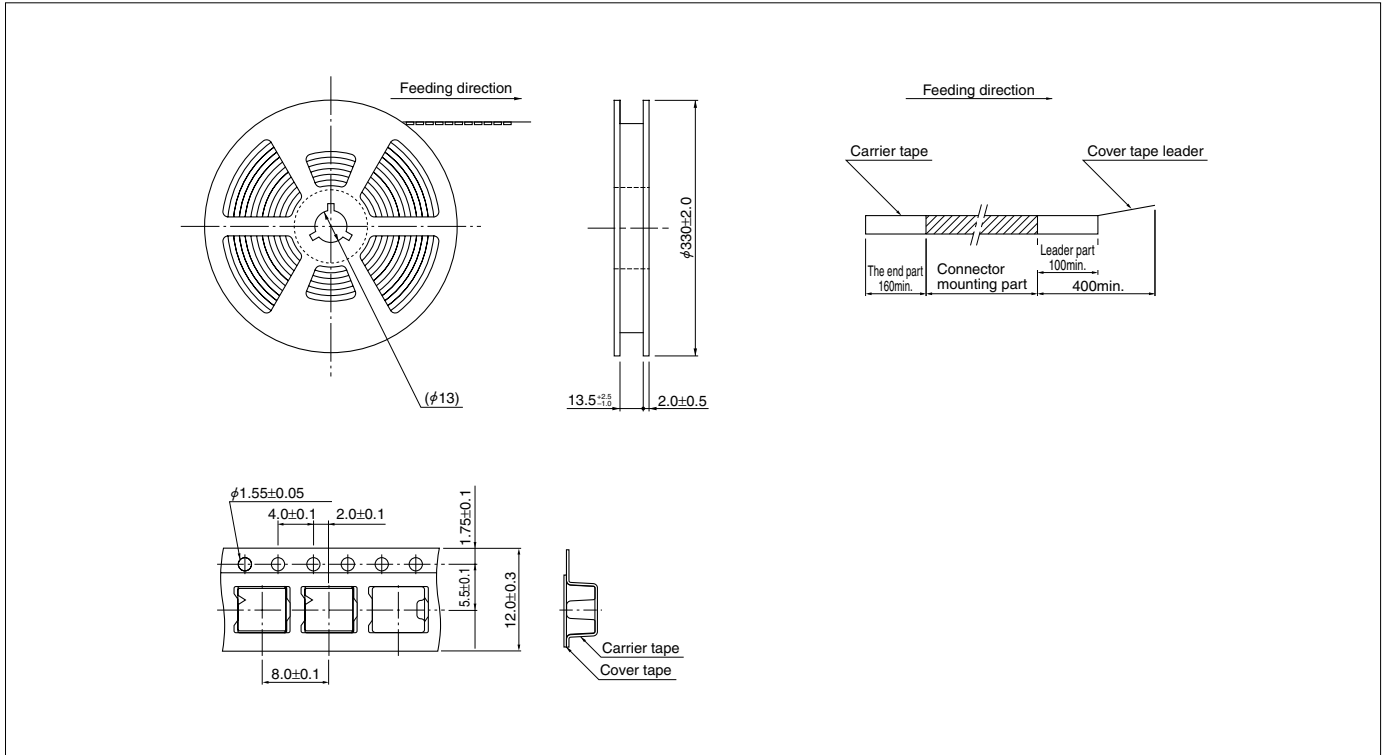
Press pin: Copper alloy, copper-undercoated, tin-plated (reflow treatment)  
 Wafer: Heat resisting resin, UL94V-0  
 Solder tab: Copper alloy, copper-undercoated, tin-plated (reflow treatment)

**RoHS compliance** This product displays (LF)(SN) on a label.

<For reference> As the color identification, the following alphabet shall be put in the underlined part. For availability, delivery and minimum order quantity, contact JST.

ex. **SM02B-SFHRS-TF**  
R...red  
L...lemon yellow

## Taping specifications



**Note:**

1. Specifications conform to JIS C 0806. The tape width, connector loading recess square hole dimensions, etc. are determined by the number of circuits and external shape of the connector to be loaded.
2. Specifications are subject to change without prior notice.