


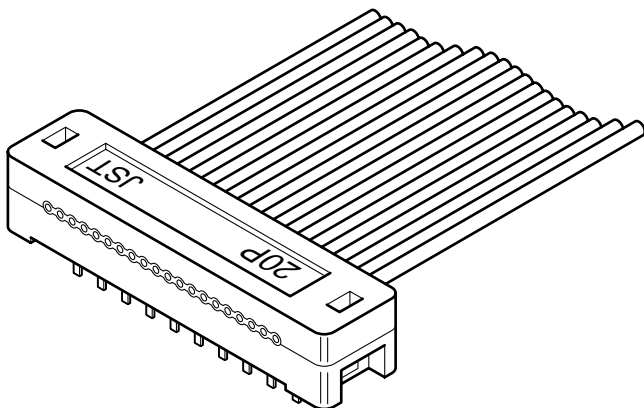
2.54mm
pitch

RC CONNECTOR

Board-in Insulation displacement connectors for 1.27mm pitch ribbon cables



The RC connector is a board-in type insulation displacement connector for 1.27mm pitch ribbon cables. The number of positions match the RA disconnectable connector series so that they can be used as a pair on opposite ends of a harness.



Features

- **Low profile with high-density mounting**

The RC board-in connector has a low profile with a mounting height of 6.8mm and a width of 6.54mm. It allows 2.54mm pitch grid wiring for high density.

- **Use with an RA connector**

This connector and a RA disconnectable connector can be used as a pair on opposite ends of a harness to reduce costs and mounting space.

- **Two kinds of plating**

The contact comes in gold and tin-plated versions.

Specifications

- Current rating: 1.0A AC, DC
- Voltage rating: 300V AC, DC
- Temperature range: (including temperature rise in applying electrical current)
-55°C to +105°C
- Insulation resistance: 5,000M Ω min.
- Withstanding voltage: 500V AC/5 seconds
- Applicable wire: AWG #28
1.27mm pitch ribbon cable
- Applicable PC board thickness: 1.6mm
- * RoHS compliant products are published.
- * Refer to "General Instruction and Notice when using Terminals and Connectors" at the end of this catalog.
- * Contact JST for details.

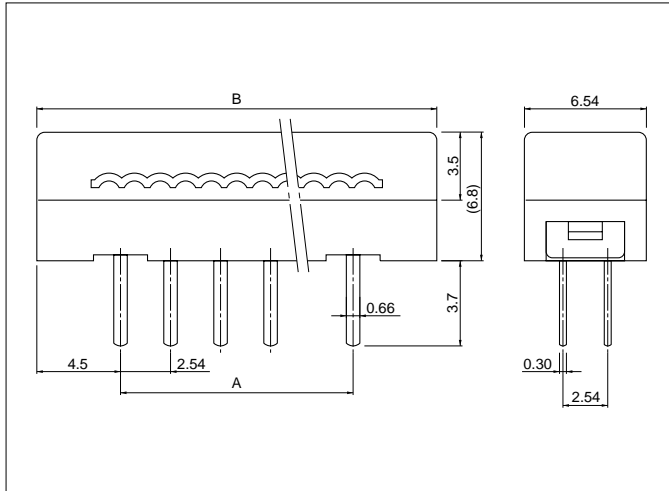
Standards

 Recognized E60389

 Certified LR20812

RC CONNECTOR

Connector



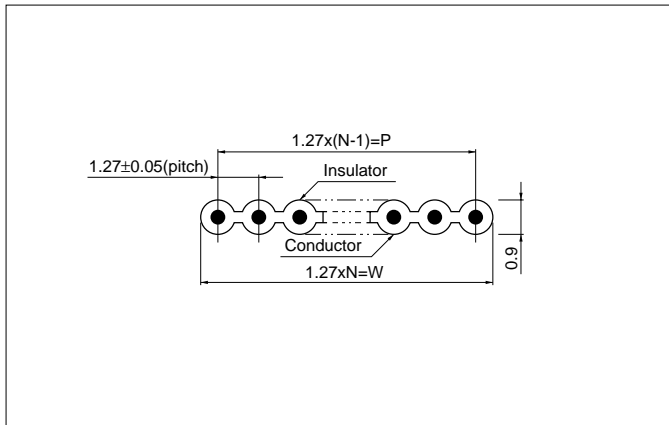
Cir- cuits	Model No.		Dimensions (mm)		Q'ty / box
	Gold-plated version	Tin-plated version	A	B	
10	RC-D10	RC-D10-290	10.16	19.16	400
14	RC-D14	RC-D14-290	15.24	24.24	200
16	RC-D16	RC-D16-290	17.78	26.78	200
20	RC-D20	RC-D20-290	22.86	31.86	200
26	RC-D26	RC-D26-290	30.48	39.48	200
34	RC-D34	RC-D34-290	40.64	49.64	100
40	RC-D40	RC-D40-290	48.26	57.26	100
50	RC-D50	RC-D50-290	60.96	69.96	100
60	RC-D60	RC-D60-290	73.66	82.66	100

Material and Finish

Housing: Glass-filled PBT, UL94V-0, black
 Contact: Phosphor bronze
 · Nickel-undercoated, Mating part; gold-plated
 Solder tail; tin-plated (reflow treatment)
 · Copper-undercoated, tin-plated (reflow treatment)

RoHS compliance This product displays (LF)(SN) on a label.

Applicable cable



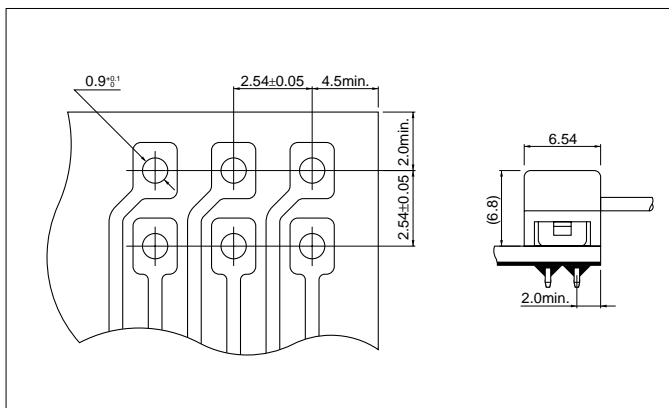
Note: N --- Number of circuits

Ribbon cables having the following specifications can be used with RC connectors. Contact JST for details.

Conductor	AWG #28 stranded wire Construction: 7/0.127mm dia. Material: Tin-plated annealed copper wire
	AWG #28 solid wire Construction: 0.32mm dia. Material: Tin-plated annealed copper wire
Insulator	Soft vinyl chloride

No. of conductors(n)	Dimensional tolerance (mm)	
	P	W
10 to 14	±0.18	±0.3
16 to 26	±0.28	±0.3
34 to 60	±0.38	±0.3

PC board layout (viewed from soldering side) and Assembly layout



Note:

1. Tolerances are non-cumulative: ±0.05mm for all centers.
2. Hole dimensions differ according to the kind of PC board and piercing method. The dimensions above should serve as a guideline. Contact JST for details.