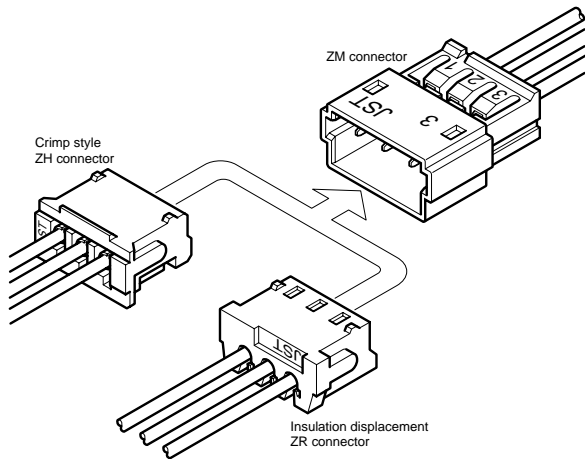




ZM CONNECTOR

1.5mm pitch/Crimp style Wire-to-wire connectors Matable with ZH and ZR receptacles



1.5mm pitch connectors allow higher densities.

- Compact design
- Housing-to-terminal locks
- Both crimp style and insulation displacement receptacles can be used
- Fully shrouded header resists "rocking" during mating

Specifications

- Current rating: 0.7A AC, DC max. (AWG #28)
- Voltage rating: 50V AC, DC max. (See Note below.)
- Temperature range: -25°C to +85°C
(including temperature rise in applying electrical current)
- Contact resistance: Initial value/20m Ω max.
After environmental testing/30m Ω max.
- Insulation resistance: 500M Ω min.
- Withstanding voltage: 500V AC/minute
- Applicable wire: AWG #30 to #28

Note: Contacts are exposed at the housing lances.
Care should be taken so that these parts do not touch the metal section of the chassis.

- * RoHS compliant products are published.
- * Refer to "General Instruction and Notice when using Terminals and Connectors" at the end of this catalog.
- * Contact JST for details.

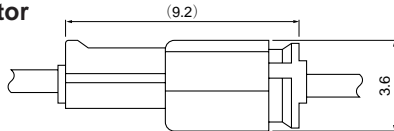
Standards

Recognized E60389

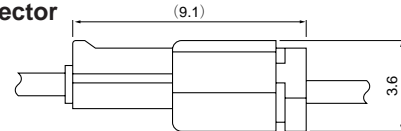
Certified LR20812

Assembly layout

ZM/ZH connector

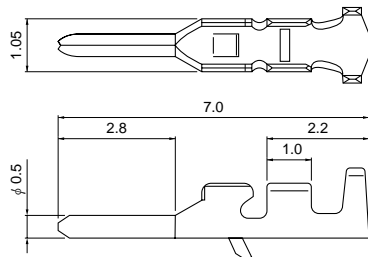


ZM/ZR connector

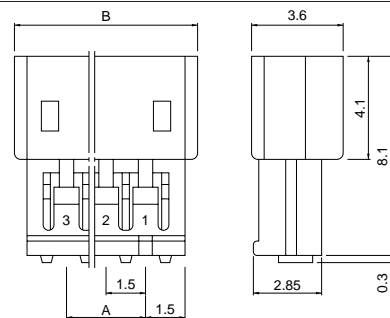


Plug / ZM connector

Contact



Housing



Model No.	Applicable wire		Insulation O.D. (mm)	Q'ty / reel
	mm ²	AWG #		
SMM-003T-P0.5	0.05 ~ 0.08	30 ~ 28	0.7 ~ 0.9	16,000

Material and Finish

Phosphor bronze, tin-plated (reflow treatment)

RoHS compliance

Contact	Crimping machine	Applicator		
		Crimp applicator	Dies	Crimp applicator with dies
SMM-003T-P0.5	AP-K2N	MKS-LS · MKS-L	MK/SMM-003-05	APLMK SMM003-05
		*MKS-SC	SC/SMM-003-05	APLSC SMM003-05

Note: *Strip-crimp applicator

Circuits	Model No.	Dimensions (mm)		Q'ty / bag
		A	B	
2	ZMR-02	1.5	5.5	2,000
3	ZMR-03	3.0	7.0	2,000
9	ZMR-09	12.0	16.0	1,000
13	ZMR-13	18.0	22.0	1,000

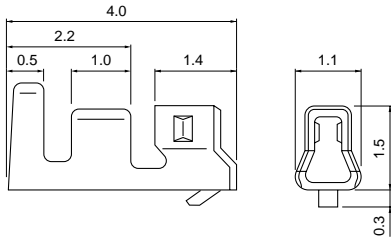
Material

Glass-filled PA 66, UL94V-0

RoHS compliance

Receptacle / ZH connector (Crimp style)

Contact



Model No.	Dimensions (mm)		Insulation (mm)	Q'ty / reel
	mm ²	AWG #		
SZH-003T-P0.5	0.032 ~ 0.08	32 ~ 28	0.5 ~ 0.9	16,000

Material and Finish

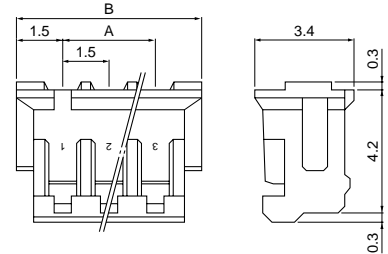
Phosphor bronze, tin-plated (reflow treatment)

RoHS compliance

Contact	Crimping machine	Applicator		
		Crimp applicator	Dies	Crimp applicator with dies
SZH-003T-P0.5	AP-K2N	MKS-L	MK/SZH-003-05	APLMK SZH003-05
		*MKS-SC	SC/SZH-003-05	APLSC SZH003-05

Note: *Strip-crimp applicator

Housing



Circuits	Model No.	Dimensions (mm)		Q'ty / bag
		A	B	
2	ZHR-2	1.5	4.5	1,000
3	ZHR-3	3.0	6.0	1,000
9	ZHR-9	12.0	15.0	1,000
13	ZHR-13	18.0	21.0	1,000

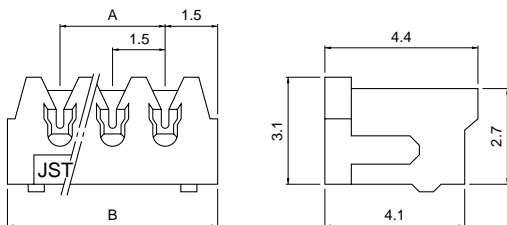
Material

PA 66, UL94V-0

RoHS compliance

Receptacle / ZR connector (IDC)

Receptacle



Circuits	Model No.		Dimensions (mm)		Q'ty / bag
	AWG #30	AWG #28	A	B	
2	02ZR-3H-P	02ZR-8M-P	1.5	4.5	2,000
3	03ZR-3H-P	03ZR-8M-P	3.0	6.0	2,000
9	09ZR-3H-P	09ZR-8M-P	12.0	15.0	2,000
13	13ZR-3H-P	13ZR-8M-P	18.0	21.0	2,000

Material

Contact: Phosphor bronze, tin-plated (reflow treatment)
Housing: Glass-filled PA 66, UL94V-0

RoHS compliance